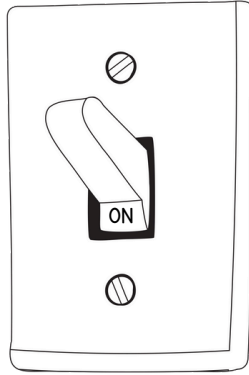
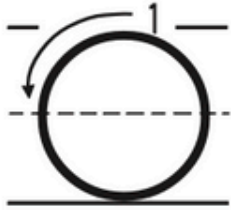


Write the Letter

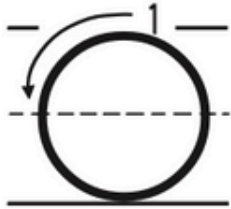
Follow the arrows to practice this letter!



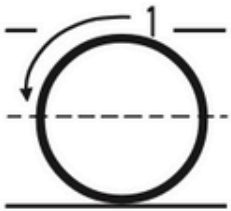
ON



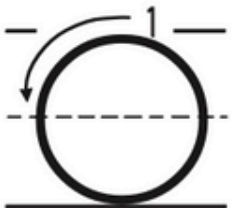
Three horizontal writing lines (top solid, middle dashed, bottom solid) for practicing the letter 'O'.



Three horizontal writing lines (top solid, middle dashed, bottom solid) for practicing the letter 'O'.



Three horizontal writing lines (top solid, middle dashed, bottom solid) for practicing the letter 'O'.



Three horizontal writing lines (top solid, middle dashed, bottom solid) for practicing the letter 'O'.

