

# Independent Play Spark Cards

BY **BEGIN**

A child's "Now what?" or "I'm BORED!" can be the perfect opportunity to encourage independent play. These play cards are printable activity prompts designed to spark your child's imagination, creativity, and independence.

Each card offers a playful idea to get your child's brain and body moving—whether it's building, pretending, drawing, or exploring. Just print the cards, cut them out, and keep them handy. Your child can pick a card at random, choose one that interests them, or you can select one together. However you use them, they're a go-to answer to "I'm bored!"



Want to encourage more learning through play? Try a free trial of codeSpark, the #1 kids coding app proven to boost problem-solving, sequencing, and early coding skills for kids 3-10.

## Keep in Mind

- Your child may need a little help getting started, but let them take the lead and see where their imagination goes!
- Praise your child's effort and independence as they play. This builds confidence and encourages more self-directed fun.
- Ask open-ended questions to show interest and guide deeper learning by asking questions such as "Can you tell me about what you made?" or (if they run into any trouble) "What else could you try?"



Share your learning adventures!

@BeginLearning | [beginlearning.com](https://beginlearning.com)

# Spark Cards

Pick a card, any card! Cut out the cards, then place them facing down in a stack. Pick one of the cards to see how you will play!



## Tip

Print these on cardstock to make them more sturdy.



## Note to Grown-Up


Provide child-safe scissors for this activity, and be on hand to help cut, if needed.



### Play ball.




### Help a garden grow.



### Act out a story.



### Paint a picture.



# Spark Cards

Pick a card, any card! Cut out the cards, then place them facing down in a stack. Pick one of the cards to see how you will play!



## Tip

Print these on cardstock to make them more sturdy.



## Note to Grown-Up


Provide child-safe scissors for this activity, and be on hand to help cut, if needed.




**Make a treasure hunt with clues for your family.**




**Build a tower that is as tall as you are.**



**Write kind messages or draw pictures in chalk on the sidewalk.**



**Invent a robot.  
What does it do?  
What sound does it make?**



# Spark Cards

Pick a card, any card! Cut out the cards, then place them facing down in a stack. Pick one of the cards to see how you will play!



## Tip

Print these on cardstock to make them more sturdy.




## Note to Grown-Up

Provide child-safe scissors for this activity, and be on hand to help cut, if needed.



**Plan a dinner and make a menu for it.**




**Create a dance with 5 moves and give it a name.**



**Pick 3 toys and make up a story about them.**



**What can you make out of a cardboard box?**



# DIY Spark Cards

Pick a card, any card! Come up with your own play ideas! Write an idea and a drawing to go with it on each card.

Cut out the cards and place them facing down in a stack. Pick one of the cards to see how you will play!



## Tip

Print these on cardstock to make them more sturdy.



## Note to Grown-Up

Provide child-safe scissors for this activity, and be on hand to help cut, if needed.

