


Roll Me a Story

BY **BEGIN**



Your child's imagination will be on a roll when they create the dice, toss them, and make up a story using the icons they land on.

Let your child choose how to create the story inspired by the prompts. They might act it out with toys, draw it, tell it out loud,

or write it down and illustrate it. They might want to keep it short and sweet or make it long and involved. There's no right or wrong way for them to "complete" the activity.

Just encourage them to have fun and let their imaginations run wild!



Keep in Mind

- This activity encourages creativity, language development, and independent thinking—all through play.
- You can keep the ideas flowing by asking open-ended questions like “What happens next?” or “How could you make this story really silly/happy/spooky?” to stretch their thinking and storytelling skills.



Share your learning adventures!

@BeginLearning | beginlearning.com

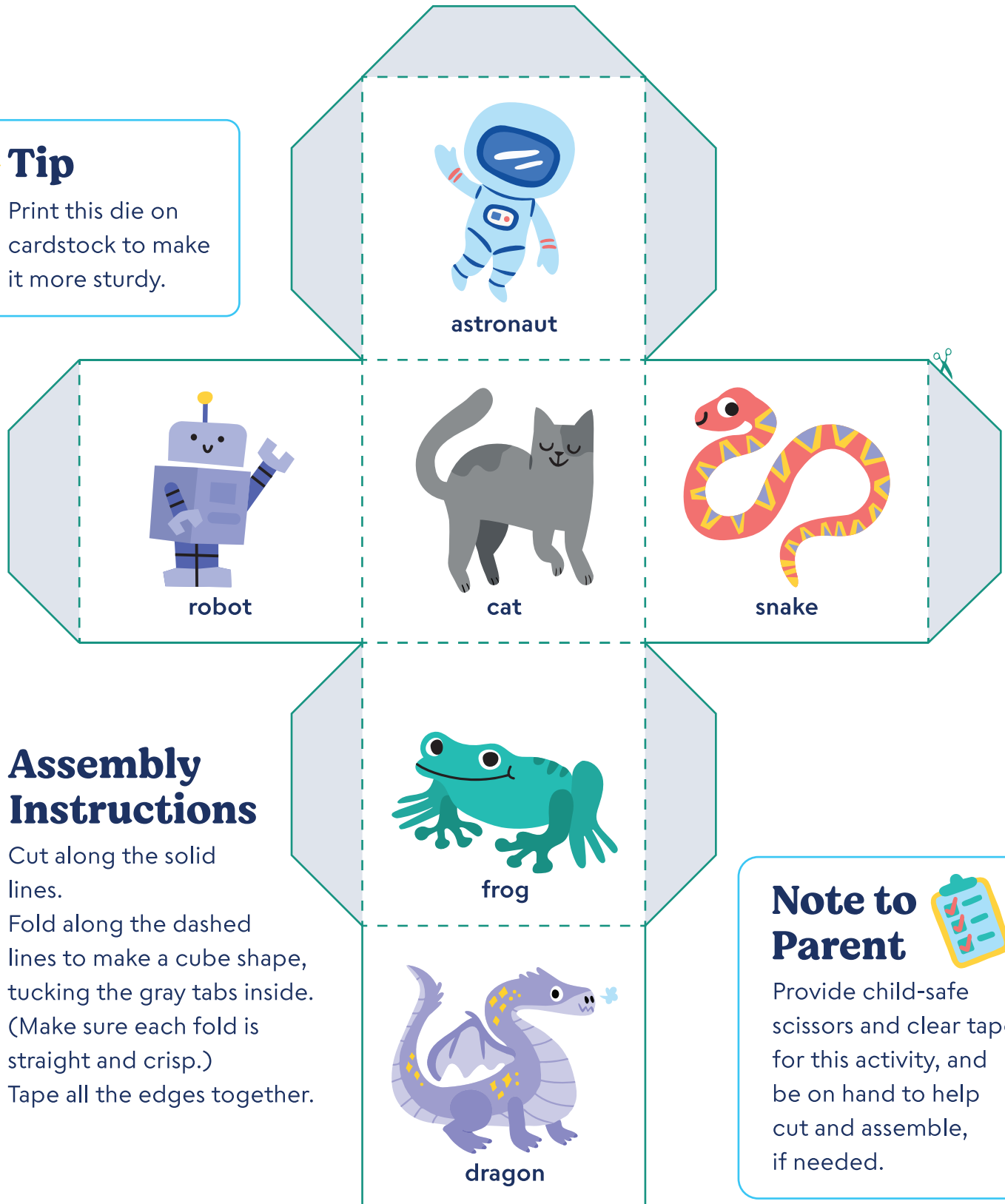
Story Dice-Who?

What story will you tell? Make this die, then roll it to find out who your story is about.



Tip

Print this die on cardstock to make it more sturdy.



Assembly Instructions

1. Cut along the solid lines.
2. Fold along the dashed lines to make a cube shape, tucking the gray tabs inside. (Make sure each fold is straight and crisp.)
3. Tape all the edges together.

Note to Parent



Provide child-safe scissors and clear tape for this activity, and be on hand to help cut and assemble, if needed.

Story Dice–What’s Happening?

What story will you tell? Make this die, then roll it to find out what happens in your story.



Tip

Print this die on cardstock to make it more sturdy.



Assembly Instructions

1. Cut along the solid lines.
2. Fold along the dashed lines to make a cube shape, tucking the gray tabs inside. (Make sure each fold is straight and crisp.)
3. Tape all the edges together.

Note to Parent



Provide child-safe scissors and clear tape for this activity, and be on hand to help cut and assemble, if needed.

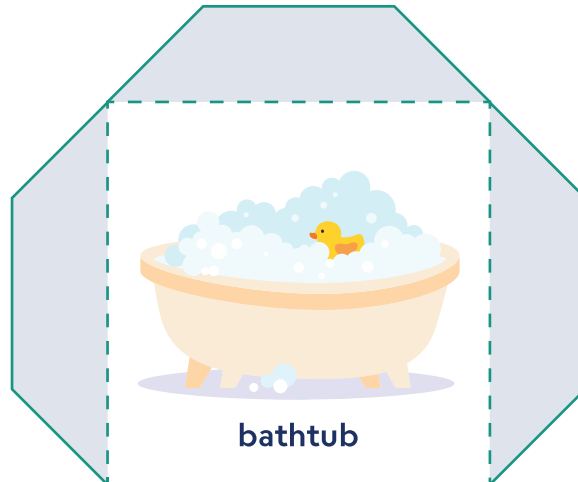
Story Dice-Where?

What story will you tell? Make this die, then roll it to find out where your story takes place.

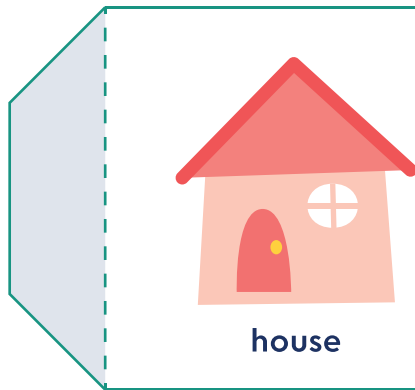


Tip

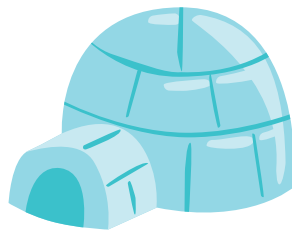
Print this die on cardstock to make it more sturdy.



bathtub



house



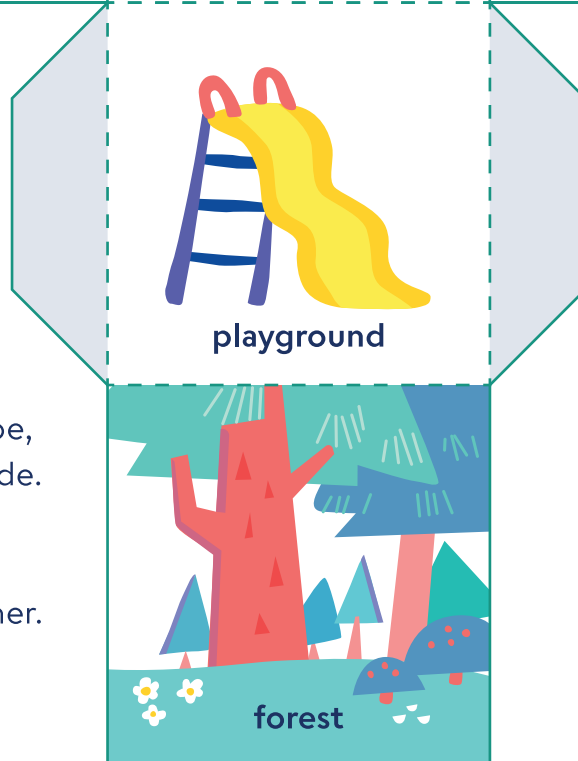
igloo



lake

Assembly Instructions

1. Cut along the solid lines.
2. Fold along the dashed lines to make a cube shape, tucking the gray tabs inside. (Make sure each fold is straight and crisp.)
3. Tape all the edges together.



playground

forest

Note to Parent



Provide child-safe scissors and clear tape for this activity, and be on hand to help cut and assemble, if needed.

Roll Me a Story



Roll all three dice. Use the pictures on top to tell your story. Who is it about? Where does it take place? What happens? Write your story below. Draw a picture of your favorite part!

My name: _____

Date: _____

Title